

NATIONAL INSTITUTE OF TECHNOLOGY, UTTARAKHAND

ANNUAL ACCOUNTS 2017-18 - INDEX

Sr. No.	PARTICULARS	Page No.
1	BALANCE SHEET 2017-2018	1
2	INCOME & EXPENDITURE ACCOUNT 2017-2018	2
3	SCHEDULE 1 CORPUS FUND	3
4	SCHEDULE 1.1 CAPITAL FUND	4
5	SCHEDULE 2 DESIGNATED/EARMARKED/ENDOWMENT FUND SUMMARY	5 & 6
6	SCHEDULE 2.1 DESIGNATED & EARMARK FUND	7
7	SCHEDULE 2.2 PLAN GRANT LIABILITY FOR ASSETS	8
8	SCHEDULE 2.3 EARMARKED FUNDS PLAN GRANTS	9
9	SCHEDULE 3 CURRENT LIABILITIES & PROVISION	10
10	SCHEDULE 4 FIXED ASSETS	11 & 12
11	SCHEDULE 5 INVESTMENTS FROM EARMARKED/ENDOWMENT FUNDS/OTHERS	13 & 14 - 15
12	SCHEDULE 6 INVESTMENTS OTHERS	16
13	SCHEDULE 7 CURRENT ASSET	17 & 18
14	SCHEDULE 8 LOANS, ADVANCES & DEPOSITS	19
15	SCHEDULE 9 ACADEMIC RECEIPTS	20
16	SCHEDULE 10 GRANTS/SUBSIDIES (IRREVOCABLE GRANTS RECEIVED)	21
17	SCHEDULE 11 INCOME FROM INVESTMENTS	22
18	SCHEDULE 12 INTEREST EARNED	23
19	SCHEDULE 13 OTHER INCOME	24
20	SCHEDULE 14 PRIOR PERIOD INCOME	25
21	SCHEDULE 15 STAFF PAYMENTS & BENEFITS (ESTABLISHMENT EXPENSES)	26
22	SCHEDULE 16 ACADEMIC EXPENSES	27
23	SCHEDULE 17 ADMINISTRATIVE AND GENERAL EXPENSES	28
24	SCHEDULE 18 TRANSPORTATION EXPENSES	29
25	SCHEDULE 19 REPAIRS & MAINTENANCE	30
26	SCHEDULE 20 FINANCE COSTS	31
27	SCHEDULE 21 OTHER EXPENSES	32
28	SCHEDULE 22 PRIOR PERIOD EXPENSES	33
29	RECEIPTS AND PAYMENTS ACCOUNT	34 - 35
30	SCHEDULE 23 SIGNIFICANT ACCOUNTING POLICIES	36 - 40
31	SCHEDULE 24 CONTINGENT LIABILITIES AND NOTES TO ACCOUNTS	41 - 42

**NATIONAL INSTITUTE OF TECHNOLOGY, UTTARAKHAND
BALANCE SHEET OF INSITUTE AND R&D FUNDS AS ON 31ST MARCH, 2018**

(Figures in Rupees)

SOURCES OF FUNDS	Schedule	Current Year	Previous year
CORPUS / CAPITAL FUND	1	674,810,029.00	586,619,515.00
DESIGNATED / EARMARKED / ENDOWMENT FUNDS	2	11,030,594.00	10,168,275.00
R&D AND PROJECTS	2A	3,244,324.00	2,986,626.00
CURRENT LIABILITIES & PROVISIONS	3	318,677,858.00	158,070,678.00
TOTAL		1,007,762,805.00	757,845,094.00
APPLICATION OF FUNDS			
FIXED ASSETS			
Tangible Assets	4	244,220,933.00	238,831,332.00
Intangible Assets		7,884,142.00	579,603.00
Capital Works-In-Progress		34,032,360.00	84,032,360.00
INVESTMENTS FROM EARMARKED / ENDOWMENT FUNDS	5		
Long Term			
Short Term		583,064,129.00	383,224,779.00
INVESTMENTS - OTHERS	6		
CURRENT ASSETS	7	79,462,757.00	44,068,834.00
R&D AND PROJECTS	4A & 7A	3,244,324.00	2,986,626.00
LOANS,ADVANCES & DEPOSITS	8	55,854,160.00	4,121,560.00
TOTAL		1,007,762,805.00	757,845,094.00

SIGNIFICANT ACCOUNTING POLICIES
CONTINGENT LIABILITIES AND NOTES TO ACCOUNTS

23
24


REGISTRAR
(COL. SUKHPAL SINGH)




DIRECTOR
(PROF. SHYAM LAL SONI)

PLACE: SRINAGAR, GARHWAL
DATED: JUNE 07, 2018

NATIONAL INSTITUTE OF TECHNOLOGY, UTTARAKHAND
INCOME AND EXPENDITURE ACCOUNT FOR THE YEAR ENDED 31ST MARCH, 2018

(Figures in Rupees)

Particulars	Schedule	Current year	Previous year
INCOME			
Academic Receipts	9	77,708,437.00	69,350,846.00
Grants / Subsidies	10	203,962,817.00	151,722,873.00
Income from investments	11	27,303,716.00	31,138,696.00
Interest earned	12	7,159.00	-
Other Income	13	2,186,638.00	675,865.00
Prior Period Income	14	-	1,170.00
TOTAL (A)		311,168,767.00	252,889,450.00
EXPENDITURE			
Staff Payment & Benefits (Establishment Expenses)	15	113,959,082.00	88,722,288.00
Academic Expenses	16	20,154,890.00	9,711,065.00
Administrative and General Expenses	17	63,516,596.00	49,168,115.00
Transportation Expenses	18	3,504,325.00	2,291,561.00
Repairs & Maintenance	19	2,174,025.00	1,759,758.00
Finance costs	20	-	-
Depreciation	4	24,429,297.00	16,328,350.00
Other Expenses	21	-	-
Prior Period Expenses	22	653,899.00	70,086.00
TOTAL (B)		228,392,114.00	168,051,223.00
Balance being excess of Income over Expenditure (A-B)		82,776,653.00	84,838,227.00
Transfer to / from Designated Fund			
Student Activity Fund		2,984,004.00	3,650,510.00
Development fund		4,634,000.00	4,210,000.00
Alumni Association fund		159,500.00	142,500.00
Balance being Surplus / (Deficit) Carried to :		74,999,149.00	76,835,217.00
Capital/ Corpus Fund			


REGISTRAR
(COL. SUKHPAL SINGH)




DIRECTOR
(PROF. SHYAM LAL SONI)

PLACE: SRINAGAR GARIHWAL
DATED: JUNE 07, 2018

NATIONAL INSTITUTE OF TECHNOLOGY, UTTARAKHAND
SCHEDULES FORMING PART OF BALANCE SHEET AS ON 31st MARCH, 2018

SCHEDULE -1 CORPUS

Particulars	(Figures in Rupees)	
	Current Year	Previous Year
Balance at the beginning of the year	186,522,897.00	105,477,680.00
Add: Contributions towards Corpus/Capital Fund	4,634,000.00	4,210,000.00
Add: Other Additions	-	36,630,384.00
Add: Excess of Income over expenditure transferred from the Income & Expenditure Account	74,999,149.00	76,835,217.00
Total	266,156,046.00	223,153,281.00
Less: Intt. TFR to Corpus	-	36,630,384.00
Total	266,156,046.00	186,522,897.00
(Deduct) Deficit transferred from the Income & Expenditure Account	-	-
Balance at the end of the year	266,156,046.00	186,522,897.00


REGISTRAR
(COI SUKHPAL SINGH)


DIRECTOR
(PROF. SHYAM LAL SONI)




PLACE: SRINAGAR GARHWAL
DATED: JUNE 07, 2018

NATIONAL INSTITUTE OF TECHNOLOGY, UTTARAKHAND
SCHEDULES FORMING PART OF BALANCE SHEET AS ON 31ST MARCH, 2018

SCHEDULE -1.1 CAPITAL FUND

Particulars	(Figures in Rupees)	
	Current Year	Previous Year
Balance at the beginning of the year	400,096,618.00	60,296,571.00
Additions	8,560,290.00	370,047,433.00
Deduction	-	30,811,789.00
Total	408,656,908.00	399,532,215.00
Reserves and Provision	-	-
Additions	1.78	785,099.00
Deduction	2,927.00	220,696.00
Total	(2,925.00)	564,403.00
Add: Excess of Income over expenditure transferred from the Income & Expenditure Account	-	-
Total	408,653,983.00	400,096,618.00
(Deduct) Deficit transferred from the Income & expenditure Account	-	-
Balance at the year end	408,653,983.00	400,096,618.00


REGISTRAR
(COL. SUKHPAL SINGH)

PLACE: SRINAGAR GARHWAL
DATED: JUNE 07, 2018



DIRECTOR
(PROF. SHYAM LAL SONI)



NATIONAL INSTITUTE OF TECHNOLOGY, UTTARAKHAND
SCHEDULES FORMING PART OF BALANCE SHEET AS ON 31ST MARCH, 2018

SCHEDULE-2-DESIGNATED / EARMARKED / ENDOWMENT FUND

PARTICULARS	(Figures in Rupees)		
	2.1	2.2	2.3
Balance B/F	10,168,275.00	-	-
Add. Receipts during the year	6,061,537.00	-	-
Total (a)	16,229,812.00	-	-
Less Refunds	-	-	-
Less : Utilized for Revenue Expenditure	4,937,375.00	-	-
Less : Utilized for Capital Expenditure	261,843.00	-	-
Total (b)	5,199,218.00	-	-
Unutilized carried forward (a-b)	11,030,594.00	-	-
Less : Transfer to Capital Fund	-	-	-
Total	11,030,594.00	-	-
		Current year	Previous Year
		10,168,275.00	360,035,030.00
		6,061,537.00	16,861,488.00
		16,229,812.00	376,896,518.00
		4,937,375.00	15,635,642.00
		261,843.00	174,219.00
		5,199,218.00	15,809,861.00
		11,030,594.00	361,086,657.00
		11,030,594.00	350,918,382.00
		11,030,594.00	10,168,275.00


REGISTRAR
(COL. SUKHPAL SINGH)

PLACE: SRINAGAR GARHWAL
DATED: JUNE 07, 2018



DIRECTOR
(PROF. SHYAM LAL SONI)



NATIONAL INSTITUTE OF TECHNOLOGY, UTTARAKHAND
SCHEDULES FORMING PART OF BALANCE SHEET AS ON 31ST MARCH, 2018

SCHEDULE-2A DESIGNATED / EARMARKED / ENDOWMENT FUNDS OF R&D / PROJECT ACCOUNT

(Figures in Rupees)

PARTICULARS	PROJECT WISE BREAKUP			TOTAL	
	SDPC (IMN)	SERB (SRD)	SMDP (PP)	Current Year	Previous Year
A)					
a) Opening balance	54,860.00	1,131,849.00		2,118,835.00	5,211,179.00
b) Additions during the year	-	-	932,126.00	1,725,000.00	200,000.00
c) Income from investment made of the funds	-	-	-	-	-
d) Accrued Interest on investments/ Advances	-	-	-	-	-
e) Interest on Savings Bank a/c	6.00	42.00	18,340.00	18,388.00	-
f) Other additions (Specify nature)	-	-	-	-	-
Adjustment of Loss during the year	-	-	-	-	-
Adjustment during the year	-	-	21,468.00	21,468.00	(1,398,241.00)
Total (A)	54,866.00	1,131,891.00	2,696,934.00	3,883,691.00	4,012,938.00
B)					
Utilisation/Expenditure towards objectives of funds					
i) Capital Expenditure	-	680,183.00	-	680,183.00	867,791.00
ii) Revenue Expenditure	47,895.50	431,721.00	1,006,073.50	1,485,690.00	1,026,312.00
Total (B)	47,895.50	1,111,904.00	1,006,073.50	2,165,873.00	1,894,103.00
C) R&D/Project Account - Capital	707,782.00	818,724.00	-	1,526,506.00	867,791.00
Closing balance at the year end (A-B+C)	714,752.50	838,711.00	1,690,860.50	3,244,324.00	2,986,626.00


REGISTRAR
(COL. SUKHPAL SINGH)




DIRECTOR
(PROF. SHYAM LAL SONI)

PLACE: SRINAGAR GARHWAL
DATED: JUNE 07, 2018

NATIONAL INSTITUTE OF TECHNOLOGY, UTTARAKHAND
SCHEDULES FORMING PART OF BALANCE SHEET AS ON 31ST MARCH, 2018

SCHEDULE-2.1 DESIGNATED / EARMARKED / ENDOWMENT FUNDS

Particulars	Fund wise Breakup							(Figures in Rupees)		
	Student Activity Fund	Alumni Asso. Fund	DASA Fund	Unnat Bharat Abhiyan Fund	ICACA 2018 Fund (UCOST)	NMEICT	CSAB	R & C FUND	Current Year	Previous Year
A.										
a) Opening balance	8,203,655.00	633,500.00	200,000.00	-	-	793,253.00	322,555.00	15,312.00	10,168,275.00	9,116,648.00
b) Additions during the year	5,618,137.00	159,500.00	25,000.00	175,000.00	40,000.00	-	-	43,900.00	6,061,537.00	16,861,488.00
c) Income from investment made of the funds	-	-	-	-	-	-	-	-	-	-
d) Accrued Interest on investments/ Advances	-	-	-	-	-	-	-	-	-	-
e) Interest on Savings Bank a/c	-	-	-	-	-	-	-	-	-	-
f) Other additions (Specify nature)	-	-	-	-	-	-	-	-	-	-
Total (A)	13,821,792.00	793,000.00	225,000.00	175,000.00	40,000.00	793,253.00	322,555.00	59,212.00	16,229,812.00	25,978,136.00
B.										
Utilisation/Expenditure towards objectives of funds										
i) Capital Expenditure	261,843.00	-	-	-	-	-	-	-	261,843.00	174,219.00
ii) Revenue Expenditure	4,933,537.00	-	-	-	3,838.00	-	-	-	4,937,375.00	15,635,642.00
Total (B)	5,195,380.00	-	-	-	3,838.00	-	-	-	5,199,218.00	15,809,861.00
Closing balance at the year end (A-B)	8,626,412.00	793,000.00	225,000.00	175,000.00	36,162.00	793,253.00	322,555.00	59,212.00	11,030,594.00	10,168,275.00

NOTE-CLIFFESTO -2017 ADJUSTED WITH STUDENT ACTIVITY FUND


REGISTRAR
(COL. SUKHPAL SINGH)

PLACE: SRINAGAR GARHWAL
DATED: JUNE 07, 2018



DIRECTOR
(PROF. SHYAM LAL SONI)



NATIONAL INSTITUTE OF TECHNOLOGY, UTTARAKHAND
SCHEDULES FORMING PART OF BALANCE SHEET AS ON 31ST MARCH, 2018

SCHEDULE 2.2 PLAN GRANT LIABILITY FOR ASSETS

		(Figures in Rupees)	
A. Plan Grants: Government of India	Current year	Previous Year	
Balance B/F	-	350,918,382.00	
Add. Receipts during the year	-	-	
Add. Receipts during the year (CSA)	-	-	
Total (a)	-	350,918,382.00	
Less Refunds	-	-	
Less : Utilized for Revenue Expenditure	-	-	
Less : Utilized for Capital Expenditure	-	-	
Total (b)	-	-	
Less: Transfer to Capital Fund	-	350,918,382.00	
Total	-	-	


REGISTRAR
(COL. SUKHPAL SINGH)

PLACE: SRINAGAR GARHWAL
DATED: JUNE 07, 2018




DIRECTOR
(PROF. SHYAM LAL SONI)

**NATIONAL INSTITUTE OF TECHNOLOGY, UTTARAKHAND
SCHEDULES FORMING PART OF BALANCE SHEET AS ON 31ST MARCH, 2018**

SCHEDULE 2.3 EARMARKED FUNDS PLAN GRANT

A. Plan Grants: Government of India	(Figures in Rupees)	
	Current year	Previous Year
Balance B/F	-	-
Add. Receipts during the year	-	-
Total (a)	-	-
Less Refunds	-	-
Less : Utilized for Revenue Expenditure	-	-
Less : Utilized for Capital Expenditure	-	-
Total (b)	-	-
Unutilized carried forward (a-b)	-	-

Note: Particulars of this Schedule has been shown in Schedule 10 as per MHRD Guidelines.


REGISTRAR
(COL. SUKHPAL SINGH)

**PLACE: SRINAGAR GARHWAL
DATED: JUNE 07, 2018**





DIRECTOR
(PROF. SHYAM LAL SONI)

NATIONAL INSTITUTE OF TECHNOLOGY, UTTARAKHAND
SCHEDULES FORMING PART OF BALANCE SHEET AS ON 31ST MARCH, 2018

SCHEDULE 3- CURRENT LIABILITIES & PROVISIONS

PARTICULARS		Current Year	Previous Year
A. CURRENT LIABILITIES			
1. Deposits from staff		-	-
2. Deposits from students		24,753,395.00	25,136,562.00
3. Sundry Creditors		-	6,901,882.00
a) For Goods & Services		7,815,402.00	-
b) Others		504,340.00	-
4. Deposit-Others (including EMD, Security Deposit)		1,039,675.00	2,818,832.00
5. Statutory Liabilities (GPF, TDS, WC TAX, CPF, GIS, NPS) :		1,369,594.00	1,128,837.00
a) Overdue		-	-
b) Others		-	-
6. Other Current Liabilities		5,000.00	5,000.00
a) Fees Received in Advance		14,326,133.00	11,775,823.00
b) Salaries		6,854,444.00	5,274,913.00
c) Receipts against sponsored projects		-	-
d) Receipts against sponsored fellowships & Scholarships		-	-
e) Unutilised Grants		-	-
f) Grants in advance		251,066,011.00	105,028,829.00
g) Other funds		-	-
h) Other liabilities		10,943,864.00	-
Total (A)		318,677,858.00	158,070,678.00
B. PROVISIONS			
1. For Taxation		-	-
2. Gratuity		-	-
3. Superannuation Pension		-	-
4. Accumulated Leave Encashment		-	-
5. Trade Warranties / Claims		-	-
6. Other		-	-
Total (A+B)		318,677,858.00	158,070,678.00


REGISTRAR
(COL. SUKHIPAL SINGH)

PLACE: SRINAGAR GARIHWAL
DATED: JUNE 07, 2018




DIRECTOR
(PROF. SHYAM LAL SONI)

**NATIONAL INSTITUTE OF TECHNOLOGY, UTTARAKHAND
SCHEDULES FORMING PART OF BALANCE SHEET AS ON 31ST MARCH, 2018**

SCHEDULE 4 FIXED ASSETS

S.No.	Tangible Assets	Gross Block						Depreciation for the Year- 2017-18				Net Block	
		Original Cost as on 01.04.17	Additions	Adjustment	Deductions	Closing Balance	Depreciation On Opening Balance	Depreciation for the year	Deductions / Adjustment	Total Depreciation	31.03.2018	31.03.2017	
1	Land	1.00	-	-	-	1.00	-	-	-	-	1.00	1.00	
2	Site Development	-	-	-	-	-	-	-	-	-	-	-	
3	Buildings	176,447,479.00	129,756.00	-	-	176,577,235.00	11,175,118.00	3,504,298.00	-	14,679,416.00	161,897,819.00	165,272,361.00	
4	Sports Equipment	-	36,404.00	-	-	110,787.00	1,487.00	2,215.00	-	3,702.00	107,085.00	72,896.00	
5	Tubewells & Water Supply	74,383.00	-	-	-	-	-	-	-	-	-	-	
6	Sewerage & drainage	-	-	-	-	-	-	-	-	-	-	-	
7	Electrical Installation and equipment	8,690,541.00	1,013,434.00	-	-	9,703,975.00	1,351,342.00	485,205.00	-	1,836,547.00	7,867,428.00	7,339,199.00	
8	Plant & Machinery	283,178.00	835,229.00	-	-	1,118,407.00	44,244.00	55,920.00	-	100,164.00	1,018,243.00	238,934.00	
9	Scientific & Laboratory Equipment	27,402,445.00	7,532,520.00	-	-	34,934,965.00	8,405,845.00	2,794,803.00	-	11,200,648.00	23,734,317.00	18,996,600.00	
10	Office Equipment	3,809,764.00	310,831.00	-	-	4,120,595.00	951,940.00	309,051.00	-	1,260,991.00	2,859,604.00	2,857,824.00	
11	Audio Visual Equipment	3,987,002.00	1,349,605.00	-	-	5,336,607.00	1,241,353.00	400,246.00	-	1,641,599.00	3,695,008.00	2,745,649.00	
12	Computers & Peripherals	28,805,788.00	2,267,590.00	-	-	31,073,378.00	18,119,917.00	6,861,682.00	-	30,564,546.00	14,390,226.00	10,685,871.00	
13	Furniture, Fixtures & Fittings	24,484,068.00	1,420,540.00	-	-	25,904,608.00	6,901,187.00	1,942,857.00	-	8,844,044.00	17,060,564.00	17,582,881.00	
14	Vehicles	3,889,837.00	-	-	-	3,889,837.00	1,098,252.00	388,984.00	-	1,487,236.00	2,402,601.00	2,791,585.00	
15	Lib. Books & Scientific Journals	17,388,777.00	513,869.00	-	-	17,902,646.00	7,326,685.00	1,790,266.00	-	9,116,951.00	8,785,695.00	10,062,092.00	
16	Small Value Assets	893,415.00	335,147.00	-	-	1,228,562.00	893,329.00	335,097.00	-	1,228,426.00	136.00	86.00	
17	Stock	25,026.00	-	-	-	25,026.00	-	-	-	-	25,026.00	25,026.00	
18	Audio Visual (CSA)	8,990.00	24,500.00	-	-	33,490.00	674.00	2,634.00	-	3,308.00	30,182.00	8,316.00	
19	Computer & Peripherals (CSA)	-	19,700.00	-	-	19,700.00	-	3,940.00	-	3,940.00	15,760.00	-	
20	Electrical Equipments (CSA)	-	2,700.00	-	-	2,700.00	-	135.00	-	135.00	2,565.00	-	
21	Sports Equipment (CSA)	165,229.00	205,183.00	-	-	370,412.00	13,218.00	29,633.00	-	42,851.00	327,561.00	152,011.00	
22	Furniture & Fixture (CSA)	-	1,200.00	-	-	1,200.00	-	90.00	-	90.00	1,110.00	-	
23	Small Value Assets (CSA)	-	8,560.00	-	-	8,560.00	-	8,558.00	-	8,558.00	2.00	-	
24	Total (A)	296,355,923.00	16,006,768.00	13,881,394.00	-	326,244,085.00	57,524,591.00	18,915,614.00	5,582,947.00	82,023,152.00	244,220,933.00	238,831,332.00	
	Capital Work in Progress (B)	84,032,360.00	-	-	-	34,032,360.00	-	-	-	-	34,032,360.00	84,032,360.00	
S.No.	Intangible Assets	Original Cost as on 01.04.17	Additions	Adjustment	Deductions	Closing Balance	Amortization On Opening Balance	Amortization for the Year	Deductions / Adjustment	Total Amortization	31.03.2018	31.03.2017	
25	Software	43,545,066.00	4,987,414.00	-	-	48,532,480.00	42,965,464.00	2,381,360.00	-	45,346,824.00	3,185,656.00	579,602.00	
26	E-Journals, Books	1.00	7,830,808.00	-	-	7,830,809.00	-	3,132,323.00	-	3,132,323.00	4,698,486.00	1.00	
	Total (C)	43,545,067.00	12,818,222.00	-	-	56,363,289.00	42,965,464.00	5,513,683.00	-	48,479,147.00	7,884,142.00	579,603.00	
	Grand Total (A+B+C)	423,933,350.00	28,824,990.00	13,881,394.00	50,000,000.00	416,639,734.00	100,490,055.00	24,429,297.00	5,582,947.00	130,502,299.00	286,137,435.00	323,443,295.00	


REGISTRAR
(COL. SUKIPAL SINGH)


DIRECTOR
(PROF. SHYAM LAL SONI)



NATIONAL INSTITUTE OF TECHNOLOGY, UTTARAKHAND
SCHEDULES FORMING PART OF BALANCE SHEET AS ON 31ST MARCH, 2018

SCHEDULE 4A: FIXED ASSETS R&D AND PROJECTS 2017-18

S.NO	Tangible Assets Heads	Gross Block (ASSETS)			Depreciation for the Year- 2017-18			Net Block			
		W.D.V AS ON 01.04.17	Additions	Deductions	CI Balance	Depreciation On Opening Balance	Depreciation for the year	Deductions / Adjustment	Total Depreciation	31.03.18	31.03.17
1	Small Value Assets (SMDP)	7,468.00	-	7,468.00	-	-	-	-	-	-	7,468.00
2	Computer & Peripherals (SMIDP)	14,000.00	-	14,000.00	-	-	-	-	-	-	14,000.00
3	Laboratory & Scientific Equipments (IMIN)	707,782.00	-	-	707,782.00	-	-	-	-	707,782.00	707,782.00
4	Laboratory & Scientific Equipments (SRD)	138,541.00	680,183.00	-	818,724.00	-	-	-	-	818,724.00	138,541.00
	Total	867,791.00	680,183.00	21,468.00	1,526,506.00	-	-	-	-	1,526,506.00	867,791.00

(Figures in Rupees)


REGISTRAR
(COL. SUKHPAL SINGH)

PLACE: SRINAGAR GARIHWAL
DATED: JUNE 07, 2018




DIRECTOR
(PROF. SHYAM LAL SONI)



NATIONAL INSTITUTE OF TECHNOLOGY, UTTARAKHAND
SCHEDULES FORMING PART OF BALANCE SHEET AS ON 31ST MARCH, 2018

SCHEDULE 5 : INVESTMENTS FROM EARMARKED/ENDOWMENT FUNDS/ OTHERS

PARTICULARS	(Figures in Rupees)	
	Current Year	Previous Year
1. In Central Government Securities	-	-
2. In State Government Securities	-	-
3. Other Approved Securities	-	-
4. Shares	-	-
5. Debentures and Bonds	-	-
6. Term Deposits with Banks	583,064,129.00	383,224,779.00
7. Others (to be specified)	-	-
Total	583,064,129.00	383,224,779.00


REGISTRAR
(COL. SUKHIPAL SINGH)

PLACE: SRINAGAR GARHWAL
DATED: JUNE 07, 2018


DIRECTOR
(PROF. SHYAM LAL SONI)



NATIONAL INSTITUTE OF TECHNOLOGY, UTTARAKHAND
SCHEDULES FORMING PART OF BALANCE SHEET AS ON 31ST MARCH, 2018

SCHEDULE 5: INVESTMENTS FROM EARMARKED/ENDOWMENT FUNDS (FUND WISE) CORPUS FUND

S.No.	Funds	(Figures in Rupees)	
		Current Year	Previous Year
1	CANARA BANK FDR 3485401000323	8,000,000.00	8,000,000.00
2	CANARA BANK FDR 3485401000324	8,000,000.00	8,000,000.00
3	CANARA BANK FDR 3485401000325	8,000,000.00	8,000,000.00
4	CANARA BANK FDR 3485401000344	8,000,000.00	8,000,000.00
5	CANARA BANK FDR 3485401000345	8,623,100.00	8,000,000.00
6	CANARA BANK FDR 3485401000346	8,623,100.00	8,000,000.00
7	CANARA BANK FDR 3485401000347	8,623,100.00	8,000,000.00
8	CANARA BANK FDR 3485401000348	8,623,100.00	8,000,000.00
9	CANARA BANK FDR 3485401000349	8,274,250.00	7,676,357.00
10	FDR SBI 35363966131		11,631,328.00
11	FDR SBI 35363970884		11,631,328.00
12	FDR CANARA BANK 3485401000176	8,000,000.00	8,000,000.00
13	FDR CANARA BANK 3485401000177	8,000,000.00	8,000,000.00
14	FDR CANARA BANK 3485401000178	8,000,000.00	8,000,000.00
15	FDR CANARA BANK 3485401000179	8,000,000.00	8,000,000.00
16	FDR CANARA BANK 3485401000326	8,000,000.00	8,000,000.00
17	FDR CANARA BANK 3485401000327	8,000,000.00	8,000,000.00
18	FDR CANARA BANK 3485401000328	8,000,000.00	8,000,000.00
19	FDR CANARA BANK 3485401000329	8,000,000.00	8,000,000.00
20	FDR CANARA BANK 3485401000330	8,000,000.00	8,000,000.00
21	FDR CANARA BANK 3485401000331	8,000,000.00	8,000,000.00
22	FDR CANARA BANK 3485401000332	8,000,000.00	8,000,000.00
23	FDR CANARA BANK 3485401000333	8,000,000.00	8,000,000.00
24	FDR CANARA BANK 3485401000334	8,000,000.00	8,000,000.00
25	FDR CANARA BANK 3485401000335	8,000,000.00	8,000,000.00
26	FDR CANARA BANK 3485401000336	2,807,096.00	2,807,096.00
27	FDR PNB 085400100000010	50,000,000.00	-
28	FDR SBI 33561199375	2,053,585.00	1,916,361.00
29	FDR SBI 33970605145	1,775,808.00	1,652,691.00
30	FDR SBI 34668626538	51,761.00	40,218.00
31	FDR SBI 35363966798	-	11,631,328.00
32	FDR SBI 35363967011	12,436,540.00	11,631,328.00
33	FDR SBI 35363967306	12,436,540.00	11,631,328.00
34	FDR SBI 35363968876	12,436,540.00	11,631,328.00
35	FDR SBI 35363971913	12,436,540.00	11,631,328.00
36	FDR SBI 35722331829	-	8,000,000.00
37	FDR SBI 35722332380	-	8,000,000.00
38	FDR SBI 35722332732	-	8,000,000.00
39	FDR SBI 35722333178	-	8,000,000.00
40	FDR SBI 35722333666	8,594,260.00	8,000,000.00


REGISTRAR
(COL. SUKHPAL SINGH)

PLACE: SRINAGAR GARIHWAL
DATED: JUNE 07, 2018




DIRECTOR
(PROF. SHYAM LAL SONI)

S.No.	Funds	Current Year	Previous Year
41	FDR SBI 35722334172	8,594,260.00	8,000,000.00
42	FDR SBI 35722335700	4,297,130.00	4,000,000.00
43	FDR SBI 36470539992	5,970,947.00	5,570,920.00
44	FDR SBI 36470572555	5,970,947.00	5,570,920.00
45	FDR SBI 36470573058	5,970,947.00	5,570,920.00
46	FDR SBI 36470573412	6,430,837.00	6,000,000.00
47	FDR SBI 36470573831	6,430,837.00	6,000,000.00
48	FDR SBI 36470574303	6,430,837.00	6,000,000.00
49	FDR SBI 36565666696	9,110,372.00	8,500,000.00
50	FDR SBI 36565666782	9,110,372.00	8,500,000.00
51	FDR SBI 365656668253	8,574,468.00	8,000,000.00
52	FDR SBI Fee A/C 37124348976	8,500,000.00	-
53	FDR SBI Fee A/C 37124356523	8,500,000.00	-
54	FDR SBI Fee A/C 37124357209	8,500,000.00	-
55	FDR SBI Fee A/C 37124359580	8,026,918.00	-
56	FDR SBI Fee A/C 37191468272	7,000,000.00	-
57	FDR SBI Fee A/C 37191469638	7,137,952.00	-
58	FDR UBI 591359 1 Yr	9,200,000.00	-
59	FDR UBI 591360 1 Yr	9,200,000.00	-
60	FDR UBI 591363 1 Yr	9,200,000.00	-
61	FDR UBI 591364 1 Yr	9,200,000.00	-
62	FDR UBI 591365 1 Yr	9,200,000.00	-
63	FDR Grant SBI 37372239350	8,806,635.00	-
64	FDR Grant SBI 37372403026	8,806,635.00	-
65	FDR Grant SBI 37372404199	8,806,635.00	-
66	FDR Grant SBI 37372405148	8,806,635.00	-
67	FDR Grant SBI 37372411550	8,806,635.00	-
68	FDR Grant SBI 37372413603	8,806,635.00	-
69	FDR Grant SBI 37372416456	8,806,635.00	-
70	FDR Grant SBI 37372417733	8,806,635.00	-
71	FDR Grant SBI 37372421647	8,051,781.00	-
72	FDR Grant SBI 37372422776	8,051,781.00	-
73	FDR Grant SBI 37372483615	8,051,781.00	-
74	FDR Grant SBI 37372484733	8,051,781.00	-
75	FDR Grant SBI 37372485828	8,051,781.00	-
	Grand Total	583,064,129.00	383,224,779.00


REGISTRAR
(COL. SUKIPAL SINGH)

PLACE: SRINAGAR GARIHWAL
DATED: JUNE 07, 2018





DIRECTOR
(PROF. SHYAM LAL SONI)

NATIONAL INSTITUTE OF TECHNOLOGY, UTTARAKHAND
SCHEDULES FORMING PART OF BALANCE SHEET AS ON 31ST MARCH, 2018


SCHEDULE 6 : INVESTMENTS OTHERS

PARTICULARS	(Figures in Rupees)	
	Current Year	Previous Year
1. In Central Government Securities	-	-
2. In State Government Securities	-	-
3. Other Approved Securities	-	-
4. Shares	-	-
5. Debentures and Bonds	-	-
6. Term Deposits with Banks	-	-
7. Others (to be specified)	-	-
Total	-	-


REGISTRAR
(COL. SUKHPAL SINGH)

PLACE: SRINAGAR GARHWAL
DATED: JUNE 07, 2018




DIRECTOR
(PROF. SHIVAM LAL SONI)

NATIONAL INSTITUTE OF TECHNOLOGY, UTTARAKHAND
SCHEDULE FORMING PART OF BALANCE SHEET AS ON 31ST MARCH, 2018

SCHEDULE 7- CURRENT ASSETS

(Figures in Rupees)

Particulars	Current Year	Previous Year
1. Stock:		
a) Stores and Spares	-	-
b) Loose Tools	-	-
c) Publications	-	-
d) Laboratory Chemicals, consumables and glass ware	-	-
e) Building Material	-	-
f) Electrical Material	-	-
g) Stationery	-	-
h) Water supply material	-	-
2. Sundry Debtors :		
a) Debts Outstanding for a period exceeding six months	-	-
b) Others	-	-
3. ACCRUD INTEREST	20,416,379.00	11,263,536.00
4. RECOVERABLE AMOUNT OF NPS		
5. Cash and Bank Balances		
a) With Scheduled Banks:		
In Current Accounts	55,923,316.00	32,805,298.00
R & D Current A/C	-	-
In term deposit Accounts	-	-
In Savings Accounts	3,123,062.00	-
b) With Non-Scheduled Banks:		
In term deposit Accounts	-	-
In Savings Accounts	-	-
4. Post Office- Savings Accounts	-	-
TOTAL	79,462,757.00	44,068,834.00


REGISTRAR
(COL. SUKHPAL SINGH)

PLACE: SRINAGAR GARIHWAL
DATED: JUNE 07, 2018





DIRECTOR
(PROF. SHYAM LAL SONI)

NATIONAL INSTITUTE OF TECHNOLOGY, UTTARAKHAND
SCHEDULES FORMING PART OF BALANCE SHEET AS ON 31ST MARCH, 2018

SCHEDULE 7A- CURRENT ASSETS -R&D AND PROJECTS

(Figures in Rupees)	
	Previous Year
1. Stock:	
a) Stores and Spares	-
b) Loose Tools	-
c) Publications	-
d) Laboratory Chemicals, consumables and glass ware	-
e) Building Material	-
f) Electrical Material	-
g) Stationery	-
h) Water supply material	-
2. Sundry Debtors :	
a) Debts Outstanding for a period exceeding six months	-
b) Others	-
3. ACCRUD INTEREST	-
4. RECOVERABLE AMOUNT OF NPS	-
5. Cash and Bank Balances	
a) With Scheduled Banks:	
In Current Accounts	
SBI A/C No 3351969550 SDPC (IMN)	54,860.00
SBI A/C No 3351969550 SERB (SRD)	1,131,849.00
SBI A/C No 37530603172 R & D (Saving)	16,958.00
SBI A/C No 37357884648 SMDP (Saving)	-
SBI A/C 34936696386 SMDP (PP)	932,126.00
In term deposit Accounts	
In Savings Accounts	-
b) With Non-Scheduled Banks:	
In term deposit Accounts	-
In Savings Accounts	-
4. Post Office- Savings Accounts	
TOTAL	1,717,818.00
	2,118,835.00


REGISTRAR
(COL. SUKHPAL SINGH)




DIRECTOR
(PROF. SHYAM LAL SONI)

PLACE: SRINAGAR GARIHWAL
DATED: JUNE 07, 2018

NATIONAL INSTITUTE OF TECHNOLOGY, UTTARAKHAND
SCHEDULE FORMING PART OF BALANCE SHEET AS ON 31ST MARCH, 2018

SCHEDULE 8 - LOANS, ADVANCES & DEPOSITS

Particulars		(Figures in Rupees)	
Particulars	Current year	Previous year	
1. Advances to employees: (Non- Interest bearing)			
a) Salary	-	-	
b) Festival	-	-	
c) Medical Advance	-	-	
d) Other (to be specified)	-	-	
2. Long Term Advances to employees: (interest bearing)			
a) Vehicle loan	-	-	
b) Home loan	-	-	
c) Others (to be specified)	-	-	
3. Advances and other amounts recoverable in cash or in kind or for value to be received:			
a) On Capital Account	51,056,900.00	-	
b) to Suppliers	-	-	
c) Others	-	-	
4. Prepaid Expenses			
a) Insurance	-	3,602,225.00	
b) Other expenses	1,277,925.00	-	
5. Deposits			
a) Telephone	4,500.00	519,335.00	
b) Lease Rent	-	-	
c) Electricity	350,435.00	-	
d) A/C TE, if applicable	-	-	
e) Others (to be specified)	164,400.00	-	
6. Income Accrued:			
a) On Investments from Earmarked/ Endowment Funds	-	-	
b) On Investments- Others	-	-	
c) On Loans and Advances	-	-	
d) Other (includes income due unrealized)	-	-	
7. Other- Current assets receivable from UGC/sponsored projects			
a) Debit balances in Sponsored Projects	-	-	
b) Debit balances in Sponsored Fellowships & Scholarships	-	-	
c) Grants Receivable	3,000,000.00	-	
d) Other Receivables (Plan Grant Receivable)	-	-	
8. Claims Receivable			
	55,854,160.00	4,121,560.00	
TOTAL			


REGISTRAR
(COL. SUKHPAL SINGH)




DIRECTOR
(PROF. SHYAM LAL SONI)

PLACE: SRINAGAR GARIHWAL
DATED: JUNE 07, 2018

NATIONAL INSTITUTE OF TECHNOLOGY, UTTARAKHAND
SCHEDULES FORMING PART OF INCOME & EXPENDITURE ACCOUNT FOR THE YEAR ENDED 31ST MARCH, 2018

SCHEDULE 9- ACADEMIC RECEIPTS

FEES FROM STUDENTS	(Figures in Rupees)	
	Current year	Previous year
Academic		
1. Tuition fee	60,811,604.00	53,124,481.00
2. Book Bank Fees	975,250.00	672,750.00
Other Fees		
1. Seat Rent	2,201,600.00	2,180,000.00
2. Hostel Receipts	1,067,600.00	969,000.00
3. Transcript Fees	7,200.00	4,800.00
4. Convocation Fees	155,000.00	139,500.00
5. Security Services fees	957,000.00	855,000.00
6. Miscellaneous Fees	-	-
7. Annual Fees	-	-
8. Alumni Association Fees	159,500.00	142,500.00
9. Student Related Activity Fees	5,465,000.00	5,100,000.00
10. Development Fees	4,634,000.00	4,210,000.00
11. Duplicate ID Card Charges	3,000.00	18,800.00
12. IRG Electricity and Water	1,054,000.00	1,802,515.00
13. Admission Cancellation Fees	88,000.00	-
14. Late Fees Charges	7,000.00	-
15. Misc. Academic Income	27,183.00	-
16. PHD Application Fees	40,500.00	-
17. PHD Registration Fees	55,000.00	131,500.00
TOTAL	77,708,437.00	Rs. 69,350,846.00


REGISTRAR
(COL. SUKHPAL SINGH)





DIRECTOR
(PROF. SHYAM LAL SONI)

PLACE: SRINAGAR GARHWAL
DATED: JUNE 07, 2018

NATIONAL INSTITUTE OF TECHNOLOGY, UTTARAKHAND
SCHEDULE FORMING PART OF INCOME AND EXPENDITURE FOR THE YEAR ENDED 31ST MARCH, 2018

SCHEDULE 10- GRANTS / SUBSIDIES (IRREVOCABLE GRANTS RECEIVED)

(Figures in Rupees)

Particulars	Plan		Current Year	Previous Year
	Govt. of India			
Balance B/F			105,028,829.00	205,708,535.00
Add: Receipts during the Year	3,470,000.00		347,000,000.00	69,998,000.00
Total	3,470,000.00		452,028,829.00	275,706,535.00
Less: Refund to UGC	-			-
Balance	-		452,028,829.00	275,706,535.00
Less: Utilised for Capital expenditure (A)	-		28,563,147.00	18,954,833.00
Balance	-		423,465,682.00	256,751,702.00
Less: Utilised for Revenue Expenditure (B)	-		203,962,817.00	151,722,873.00
Balance C/F (C)	-		219,502,865.00	105,028,829.00

A- Appears as addition to capital fund as well as additions to Fixed Assets during the year.

B- Appears as income in the income & Expenditure Account.

C-(I) Appears under Current Liabilities in the Balance Sheet and will become the opening balance next year.

(II) Represented by Bank balance, Investments and Advances on the assets side.


REGISTRAR
(COL. SUKHPAL SINGH)


DIRECTOR
(PROF. SHYAM LAL SONI)



PLACE: SRINAGAR GARHWAL
DATED: JUNE 07, 2018

NATIONAL INSTITUTE OF TECHNOLOGY, UTTARAKAND
SCHEDULE FORMING PART OF INCOME AND EXPENDITURE FOR THE YEAR ENDED 31ST MARCH, 2018

SCHEDULE 11- INCOME FROM INVESTMENTS

(Figures in Rupees)

Particulars	Earmarked/Endowment Funds		Other Investments	
	Current Year	Previous Year	Current Year	Previous Year
1. Interest				
a. On Government Securities				
b. Other Bonds/Debentures				
2. Interest on Term Deposits	27,303,716.00	31,138,696.00		
3. Income accrued but not due on term deposits/ Interest bearing advances to employees				
4. Interest on Savings Bank Accounts				
5. Others (Specify)				
Total	27,303,716.00	31,138,696.00	-	-
Transferred to Earmarked/Endowment Funds				
Balance	27,303,716.00	31,138,696.00		


REGISTRAR
(COL. SUKHPAL SINGH)




DIRECTOR
(PROF. SHYAM LAL SONI)

PLACE: SRINAGAR GARHWAL
DATED: JUNE 07, 2018

**NATIONAL INSTITUTE OF TECHNOLOGY, UTTARAKHAND
SCHEDULE FORMING PART OF INCOME & EXPENDITURE FOR THE YEAR 31ST MARCH, 2018**

SCHEDULE 12: INTEREST EARNED

Particulars	(Figures in Rupees)	
	Current Year	Previous Year
1. On Savings Accounts with Scheduled banks	7,159.00	-
2. On Loans		-
a. Employees/ Staff		-
b. Others		-
3. On Debtors and Other Receivables		-
Total	7,159.00	-

Note:

- The amount against item 1, in respect of Bank Accounts of Earmarked/Endowment Funds is dealt with in Schedule 11 (First Part) and Schedule 2.
- Items 2(a) is applicable only if revolving funds have not been constituted for such advances.


REGISTRAR
(COL. SUKHPAL SINGH)


DIRECTOR
(PROF. SHYAM LAL SONI)



**PLACE: SRINAGAR GARHWAL
DATED: JUNE 07, 2018**

NATIONAL INSTITUTE OF TECHNOLOGY, UTTARAKHAND
SCHEDULE FORMING PART OF INCOME AND EXPENDITURE FOR THE YEAR ENDED 31ST MARCH, 2018

SCHEDULE 13 - OTHER INCOME

	Current Year	Previous Year
1. Income from consultancy		
2. RTI Fees	318.00	460.00
3. Tender Fees	14,000.00	21,500.00
4. Sale of application form (recruitment)	805,000.00	-
5. Misc. receipts (Sale of tender form, waste paper, etc.)	3,450.00	53,295.00
6. Profit on Sale/ disposal of Assets		
a) Owned assets	-	-
b) Assets received free of cost	-	-
7. Grants/ Donations from Institutions, Welfare Bodies and International Organizations		
8. License Fee	143,045.00	150,080.00
9. Others - Forfeiture of Security Deposits	750,000.00	
10. Vendor Registration Fees	4,000.00	43,000.00
11. PHD Registration Fees	-	-
12. Vehicle Use (Director)	-	-
13. Electricity & Water	-	-
14. Penalty	-	30.00
15. CGHS Chrges	466,825.00	407,500.00
Total	2,186,638.00	675,865.00


REGISTRAR
(COL. SUKHPAL SINGH)


DIRECTOR
(PROF. SHYAM LAL SONI)




PLACE: SRINAGAR GARHWAL
DATED: JUNE 07, 2018

NATIONAL INSTITUTE OF TECHNOLOGY, UTTARAKHAND
SCHEDULE FORMING PART OF INCOME AND EXPENDITURE FOR THE YEAR ENDED 31ST MARCH, 2018

SCHEDULE 14 - PRIOR PERIOD INCOME

Particulars	(Figures in Rupees)	
	Current Year	Previous Year
1. Academic Receipts		-
2. Income from Investments		-
3. Interest earned		-
4. Other Income		1,170.00
Total	-	1,170.00


REGISTRAR
(COL. SUKHPAL SINGH)

PLACE: SRINAGAR GARHWAL
DATED: JUNE 07, 2018


DIRECTOR
(PROF. SHYAM LAL SONI)



NATIONAL INSTITUTE OF TECHNOLOGY, UTTARAKHAND
SCHEDULE FORMING PART OF INCOME AND EXPENDITURE FOR THE YEAR ENDED 31ST MARCH, 2018

SCHEDULE 15 - STAFF PAYMENTS & BENEFITS (ESTABLISHMENT EXPENSES)

	Current Year		Previous Year		Total
	Plan	Non Plan	Plan	Non Plan	
	Total	Total	Total	Total	
a) Salaries and Wages	91,152,357.00	-	91,152,357.00	-	91,152,357.00
Teaching Staff	56,731,196.00	-	56,731,196.00	-	56,731,196.00
Non-Teaching Staff	34,258,138.00	-	34,258,138.00	-	34,258,138.00
Earned Leave Encashment	163,023.00	-	163,023.00	-	163,023.00
b) Allowances and Bonus	1,530,811.00	-	1,530,811.00	-	1,530,811.00
Hill Allowances	-	-	-	-	-
Teaching Staff	-	-	-	-	-
Non-Teaching Staff	-	-	-	-	-
DA Arrears	699,196.00	-	699,196.00	-	699,196.00
Bonus	387,420.00	-	387,420.00	-	387,420.00
Cumulative Professional Development Allowance	444,195.00	-	444,195.00	-	444,195.00
c) Contribution to Provident Fund	-	-	-	-	-
d) Contribution to Other Fund	7,692,662.00	-	7,692,662.00	-	7,692,662.00
Employer's Contribution To NPS	7,692,662.00	-	7,692,662.00	-	7,692,662.00
e) Leave Salary & Pension Contribution	494,276.00	-	494,276.00	-	494,276.00
f) Staff welfare Expenses	-	-	-	-	-
g) Retirement and Terminal Benefits	-	-	-	-	-
h) LTC facility	1,229,765.00	-	1,229,765.00	-	1,229,765.00
i) Medical facility	1,361,063.00	-	1,361,063.00	-	1,361,063.00
Medical And Dispensary	290,381.00	-	290,381.00	-	290,381.00
Medical Reimbursement/Healthcare	1,070,682.00	-	1,070,682.00	-	1,070,682.00
j) Children Education Allowance	24,617.00	-	24,617.00	-	24,617.00
k) Honorarium	431,320.00	-	431,320.00	-	431,320.00
l) Teacher Trainee Pay & Perquisites	10,187,607.00	-	10,187,607.00	-	10,187,607.00
m) Consultancy/Professional Charges	174,394.00	-	174,394.00	-	174,394.00
n) Others (specify)/Notice pay	(319,790.00)	-	(319,790.00)	-	(319,790.00)
Total	113,959,082.00	-	113,959,082.00	-	113,959,082.00

(Figures in Rupees)


REGISTRAR
(COL. SUKHIPAL SINGH)


DIRECTOR
(PROF. SHYAM LAL SONI)




PLACE: SRINAGAR GARIHWAL
DATED: JUNE 07, 2018


NATIONAL INSTITUTE OF TECHNOLOGY, UTTARAKHAND
SCHEDULE FORMING PART OF INCOME AND EXPENDITURE FOR THE YEAR ENDED 31ST MARCH, 2018

SCHEDULE 16 - ACADEMIC EXPENSES

(Figures in Rupees)

	Current Year			Previous Year			
	Plan	Non Plan		Total	Plan	Non Plan	
a) Laboratory Expenses	1,464,923.00	-	-	1,464,923.00	174,203.00	-	174,203.00
b) Field work/Participation in Conferences	1,842,053.00	-	-	1,842,053.00	33,594.00	-	33,594.00
c) Expenses on Seminars/Workshops	810,259.00	-	-	810,259.00	391,243.00	-	391,243.00
d) Payment to Visiting faculty	-	-	-	-	-	-	-
e) Examination	142,681.00	-	-	142,681.00	182,998.00	-	182,998.00
f) Student Welfare expenses	-	-	-	-	-	-	-
g) Admission expenses	65,243.00	-	-	65,243.00	67,018.00	-	67,018.00
h) Convocation expenses	-	-	-	-	24,460.00	-	24,460.00
i) PHD Scholars	1,971,991.00	-	-	1,971,991.00	-	-	-
j) Stipend/means-cum-merit Scholarship	9,904,232.00	-	-	9,904,232.00	5,183,045.00	-	5,183,045.00
k) Subscription Expenses	-	-	-	-	-	-	-
l) Other- Prefect Concession	3,953,508.00	-	-	3,953,508.00	3,654,504.00	-	3,654,504.00
i) Sports Consumables/Tours	41,077.00	-	-	41,077.00	123,235.00	-	123,235.00
ii) Curriculum Development	642,497.00	-	-	642,497.00	-	-	-
iii) Survey & Project Camp	109,444.00	-	-	109,444.00	-	-	-
iv) Training & Placement Exp.	211,534.00	-	-	211,534.00	527,279.00	-	527,279.00
v) Training Teachers PHD Tuition Fees	325,000.00	-	-	325,000.00	1,554,500.00	-	1,554,500.00
vi) Student Related Expenses	2,623,956.00	-	-	2,623,956.00	1,449,490.00	-	1,449,490.00
Total	20,154,890.00	-	-	20,154,890.00	9,711,065.00	-	9,711,065.00


REGISTRAR
(COL. SUKHIPAL SINGH)


DIRECTOR
(PROF. SHYAM LAL SONI)



PLACE: SRINAGAR GARHWAL
DATED: JUNE 07, 2018

NATIONAL INSTITUTE OF TECHNOLOGY, UTTARAKHAND
SCHEDULE FORMING PART OF INCOME AND EXPENDITURE FOR THE YEAR ENDED 31ST MARCH, 2018

SCHEDULE 17- ADMINISTRATIVE AND GENERAL EXPENSES

(Figures in Rupees)

	Current year		Total	Previous year		Total
	Plan	Non Plan		Plan	Non Plan	
A. Infrastructure						
a) Electricity and power	2,684,192.00		2,684,192.00	2,051,397.00		2,051,397.00
b) Water charges	393,948.00		393,948.00	329,140.00		329,140.00
c) Insurance				2,399.00		2,399.00
d) Rates and Taxes (including property tax)	5,526.00		5,526.00	47,643.00		47,643.00
e) Building Rent	6,757,225.00		6,757,225.00	4,723,532.00		4,723,532.00
f) Generator Running expenses	527,501.00		527,501.00	146,991.00		146,991.00
B. Communication						
g) Postage and Stationery	272,543.00		272,543.00	357,197.00		357,197.00
h) Telephone, Fax and Internet Charges	4,225,246.00		4,225,246.00	4,227,820.00		4,227,820.00
C. Others						
i) Printing and Stationery (consumption)				112,734.00		112,734.00
i) Computer Consumables	189,869.00		189,869.00	45,047.00		45,047.00
ii) Printing & Stationery	891,821.00		891,821.00	1,351,404.00		1,351,404.00
j) Travelling and conveyance Expenses	1,885,175.00		1,885,175.00	2,032,134.00		2,032,134.00
k) Hospitality	221,171.00		221,171.00	193,373.00		193,373.00
l) Auditors Remuneration	1,000,000.00		1,000,000.00	792,700.00		792,700.00
m) Professional Charges						
n) Advertisement and Publicity	2,082,339.00		2,082,339.00	1,655,246.00		1,655,246.00
o) Magazines & Journals	81,829.00		81,829.00	56,137.00		56,137.00
p) Others Utilities (staff Welfare)						
i) Security Services	16,912,468.00		16,912,468.00	10,029,339.00		10,029,339.00
ii) Upkeep & Sanitation	22,250,917.00		22,250,917.00	14,655,214.00		14,655,214.00
q) Others						
i) Nil Transit House	250,000.00		250,000.00	250,000.00		250,000.00
ii) Bank Charges	19,005.00		19,005.00	6,002.00		6,002.00
iii) Other Consumables	145,246.00		145,246.00	131,218.00		131,218.00
iv) Misc. Expenses	32,885.00		32,885.00	9,421.00		9,421.00
v) Board & Committee Meeting	741,340.00		741,340.00	334,017.00		334,017.00
vi) CRA Service Charges	24,708.00		24,708.00			
vii) Legal Expenses/ Audit fees	96,368.00		96,368.00	110,850.00		110,850.00
viii) National Events & Celebration	96,643.00		96,643.00			
ix) Staff Welfare	323,340.00		323,340.00			
x) Spic Macay Expenses	637,036.00		637,036.00			
xi) Office Consumables				15,900.00		15,900.00
xii) Audit expenses	250,760.00		250,760.00	255,705.00		255,705.00
xiii) Other Expenses	46,085.00		46,085.00			
f) Staff Recruitment	471,410.00		471,410.00			
Total	63,516,596.00		63,516,596.00	Rs. 49,168,115.00		Rs. 49,168,115.00


REGISTRAR
(COL. SUKHPAL SINGH)

PLACE: SRINAGAR GARIHWAL
DATED: JUNE 07, 2018




DIRECTOR
(PROF. SHYAM LAL SONI)

NATIONAL INSTITUTE OF TECHNOLOGY, UTTARAKHAND
SCHEDULE FORMING PART OF INCOME AND EXPENDITURE FOR THE YEAR ENDED 31ST MARCH, 2018

SCHEDULE 18 - TRANSPORTATION EXPENSES

(Figures in Rupees)

Particulars	Current Year		Total	Previous year		Total
	Plan	Non Plan		Plan	Non Plan	
1. Vehicles (owned by institution)						
OWN Vehicle Expenses			-			
a) Running expenses	389,828.00		389,828.00	335,670.00		335,670.00
b) Repairs & maintenance	272,817.00		272,817.00	249,231.00		249,231.00
c) Insurance expenses	117,011.00		117,011.00	86,439.00		86,439.00
2. Vehicles taken on rent/lease						
a) Rent/lease expenses	-		-			-
3. Vehicle (Taxi) Hiring expenses						
a) Rent/lease expenses	-		-			-
3. Vehicle (Taxi) Hiring expenses	3,114,497.00		3,114,497.00	1,955,891.00		1,955,891.00
Total	3,504,325.00		3,504,325.00	2,291,561.00		2,291,561.00


REGISTRAR
(COL. SUKHPAL SINGH)



PLACE: SRINAGAR GARHWAL
DATED: JUNE 07, 2018


DIRECTOR
(PROF. SHYAM LAL SONI)

NATIONAL INSTITUTE OF TECHNOLOGY, UTTARAKHAND
SCHEDULE FORMING PART OF INCOME EXPENDITURE FOR THE YEAR ENDED 31ST MARCH, 2018

SCHEDULE 19 - REPAIRS & MAINTENANCE

(Figures in Rupees)

Particulars	Current Year		Previous year		Total
	Plan	Non Plan	Plan	Non Plan	
a) Buildings	1,970,343.00		1,515,276.00		1,515,276.00
i) Civil Maintenance	1,277,555.00		1,061,647.00		1,061,647.00
ii) Electrical Maintenance	619,996.00		408,348.00		408,348.00
iii) Hostel Maintenance	72,792.00		45,281.00		45,281.00
iv) Other Maintenance (Sewage & Water pump)	-		-		-
b) Furniture & Fixtures	13,360.00		-		-
c) Plant & Machinery	24,898.00		183,602.00		183,602.00
i) Diesel, Petrol & oil	-		-		-
ii) Repair of Equipments	24,898.00		183,602.00		183,602.00
d) Office Equipment	97,038.00		-		-
Minor Equipment Repairs and maint.	97,038.00		-		-
e) Computers	28,320.00		-		-
f) Laboratory & Scientific equipment	-		11,550.00		11,550.00
g) Audio Visual equipment	-		-		-
h) Cleaning Material & Services	-		-		-
i) Book binding charges	-		-		-
j) Gardening	25,018.00		-		-
k) Estate Maintenance	-		-		-
l) Other (Specify)	-		-		-
m) Website	15,048.00		-		-
Total	2,174,025.00		1,759,758.00		1,759,758.00


REGISTRAR
(COL. SUKHPAL SINGH)

PLACE: SRINAGAR GARHWAL
DATED: JUNE 07, 2018


DIRECTOR
(PROF. SHYAM LAL SONI)



NATIONAL INSTITUTE OF TECHNOLOGY, UTTARAKHAND
SCHEDULE FORMING PART OF INCOME AND EXPENDITURE FOR THE YEAR ENDED 31ST MARCH, 2018


SCHEDULE 20 - FINANCE COSTS

(Figures in Rupees)

Particulars	Current Year			Previous Year		
	Plan	Non Plan	Total	Plan	Non Plan	Total
	a) Bank charges					
b) Other (Specify)						
Total	NIL	NIL	-	NIL	NIL	-

Note:-

If the amount is not material, the head Bank charges could be omitted and these could be accounted as Administrative expenses


REGISTRAR
(COL. SUKHPAL SINGH)

PLACE: SRINAGAR GARHWAL
DATED: JUNE 07, 2018





DIRECTOR
(PROF. SHYAM LAL SONI)

NATIONAL INSTITUTE OF TECHNOLOGY, UTTARAKHAND
SCHEDULE FORMING PART OF INCOME AND EXPENDITURE FOR THE YEAR ENDED 31ST MARCH, 2018

SCHEDULE 21- OTHER EXPENSES

(Figures in Rupees)

Particulars	Current Year		Previous Year	
	Plan	Non Plan	Plan	Non Plan
a) Provision for Bad and Doubtful debts/ Advances				
b) Irrecoverable Balances Written-off				
c) Grants/Subsidies to other institutions/ organizations				
d) Other(specify)				
Total	NIL	NIL	-	NIL
				-


REGISTRAR
(COL. SUKHPAL SINGH)





DIRECTOR
(PROF. SHYAM LAL SONI)

PLACE: SRINAGAR GARHWAL
DATED: JUNE 07, 2018

NATIONAL INSTITUTE OF TECHNOLOGY, UTTARAKHAND
SCHEDULE FORMING PART OF INCOME AND EXPENDITURE FOR THE YEAR ENDED 31ST MARCH, 2018

SCHEDULE 22: PRIOR PERIOD EXPENSES

(Figures in Rupees)

Particulars	Current Year		Previous Year		Total
	Plan	Non Plan	Plan	Non Plan	
1 Establishment expenses	32,030.00	-	-	-	-
2 Academic expenses	568,400.00	-	-	-	-
3 Administrative expenses	32,000.00	-	-	-	-
4 Transportation expenses	-	-	-	-	-
5 Repairs & Maintenance	21,469.00	-	70,086.00	-	70,086.00
6 Other expenses	-	-	-	-	-
Total	653,899.00	-	70,086.00	-	70,086.00


REGISTRAR
(COL. SUKHPAL SINGH)

PLACE: SRINAGAR GARHWAL
DATED: JUNE 07, 2018




DIRECTOR
(PROF. SHYAM LAL SONI)

NATIONAL INSTITUTE OF TECHNOLOGY, UTTARAKHAND

RECEIPTS AND PAYMENTS ACCOUNT FOR THE YEAR ENDED ON 31ST MARCH, 2018

RECEIPTS		Current Year	Previous Year	PAYMENTS		Current Year	Previous Year
I.	Opening Balances			I.	Expenses	119,296,328.00	20,278,456.00
a)	Cash Balances			a)	Establishment Expenses	90,363,006.00	3,849,309.00
b)	Bank Balances	34,924,134.00	18,135,644.00	b)	Academic Expenses	13,521,080.00	8,103,078.00
	SBI CA NO. 31716090651	2,012,035.00	1,492,786.00	c)	Administrative Expenses	10,546,363.00	7,443,713.00
	SBI CA NO. 31091775379	27,170,220.00	10,306,371.00	d)	Transportation Expenses	3,114,497.00	750.00
	SBI CA NO. 32157078743	150,745.00	1,511,064.00	e)	Repairs & Maintenance	144,877.00	148,120.00
	SBI CA NO. 31782217566	469,573.00	573,018.00	f)	J& k Relife (deductions From Salaries)	-	
	SBI CA NO. 33874462398	3,002,726.00	439,467.00	g)	Prior period Expenses	621,899.00	28,900.00
	SBI CA NO 3351969550	1,186,709.00	2,141,759.00	h)	SMDP EXP.	984,606.00	704,586.00
	SBI CA NO 34936696386	932,126.00	1,671,179.00				
II.	Grants Received			II.	Payment against Earmarked/Endowment Funds		580,000.00
a)	From Government of India			Plan Grant			
	Plan Grant	347,000,000.00	140,838,000.00	Hostel welfare fund			
	Other Funds(Earmarked funds)		200,000.00	Other Fund			44,000.00
	Corpus fund			Corpus fund			
b)	From State Government			Capital fund			536,000.00
c)	From other sources (details) (Grants for capital & revenue exp/ to be shown seorately if available)						
III.	Academic Receipts (from students)	108,999,893.00	100,004,021.00	III.	Payments against Sponsored Projects/ R&D	1,159,800.00	
IV.	Receipts against Earmarked/ Endowment Funds	902,167.00		IV.	Payment against Sponsored Fellowships/Scholarships	8,598,166.00	
V.	Receipts against Sponsored Projects/ R&D	1,725,000.00		V.	Investment and Deposits made	253,664,870.00	111,000,000.00
				Funds			
				b)	Out of own fund (Investment- Others)		
VI.	Receipts against sponsored Fellowships and Scholarships	7,085,436.00		VI.	Term Deposits with Scheduled Banks		
VII.	Income on Investment from	1,900,157.00	750,547.00	VII.	Expenditure on Fixed Assets and Capital Works-in-Progress		
				& Fixed Assets			
				UP Rajkiya Nirman Nigam (WIP)		28,824,990.00	241,237.00



RECEIPTS	Current Year	Previous Year	PAYMENTS	Current Year	Previous Year
VIII. Interest received on			VIII. Other Payments Including	81,088,605.00	198,985,430.00
a) Bank Deposits			EMD		
b) Loans and Advances			Security Deposit		
c) Savings Bank Accounts	25,547.00		Statutory Liabilities		19,283,483.00
			Scholarship		
			Fees		440,400.00
			Central Seat allocation board		
IX. Investments Encashed	70,076,236.00	81,839,902.00	IX. Refunds of Grants	19,600,512.00	76,185.00
			Deposited from students		
			Deposited from Staff		
			Electricity Security Deposited		
X. Term Deposit with Scheduled Bank encashed			X. Deposits and Advances	5,874,431.00	5,428,687.00
XI. Other Income	605,692.00	2,841,213.00	Other Payments		
salaries			Recoverable Advance		
Wages & Other			Lease line (PrePaid Exp.)		3,595,175.00
XII. Deposits and Advances	1,950,000.00	4,112,775.00	XII. Closing balances		
Security Deposit			a) Cash in hand		
EMD			b) Bank balances	60,764,195.00	34,924,134.00
			SBI CA NO. 31716090651	10,000.00	2,012,035.00
			SBI CA NO. 32157078743	10,000.00	150,745.00
			SBI CA NO. 31091775379	55,862,317.00	27,170,220.00
			SBI CA NO. 31782217566	31,000.00	469,573.00
			SBI CA NO. 33874462398	10,000.00	3,002,726.00
XIII. Miscellaneous Receipts including fees & Statutory Receipts			SBI CA NO 3351969550 (R&D)	10,000.00	1,186,709.00
XIV. Any Other Receipts	1,480,336.00	21,304,779.00	SBI CA NO 34936696386	-	932,126.00
Statutory Liabilities			SBI SA NO 37530566069	1,157,514.00	-
Scholarship			SBI SA NO 37530602667	1,421,386.00	-
CSAB Fund			SBI SA NO 37530603682	544,161.00	-
XV) Refund of Advances	2,197,299.00	4,790,331.00	SBI SB NO 37530603172 (R&D)	16,957.00	-
Recoverable Advances			SBI SB NO 37357884648 (SMDP)	1,690,860.00	-
Provisions					
Other Receipts		292,092.00			
TOTAL	578,871,897.00	375,109,304.00	TOTAL	578,871,897.00	375,109,304.00



Allo

DIRECTOR
(PROF. SHYAM LAL SONI)

[Signature]
REGISTRAR
(COL. SUKHPAL SINGH)

PLACE: SRINAGAR GARHWAL
DATED: JUNE 07, 2018

SCHEDULES FORMING PART OF THE ACCOUNTS

SCHEDULE: 23

SIGNIFICANT ACCOUNTING POLICIES

1. BASIS FOR PREPARATION OF ACCOUNTS

The accounts are prepared under the Historical Cost Convention unless otherwise stated and generally on the Accrual method of accounting.

2. REVENUE RECOGNITION

2.1 Fees from Students (except Tuition Fees), Sale of Admission Forms, Royalty and Interest on Savings Bank account are accounted on cash basis. Tuition Fees collected separately for each semester is accounted on accrual basis.

2.2 Income from Interest on Investments are accounted on accrual basis.

3. FIXED ASSETS AND DEPRECIATION

3.1 Fixed assets are stated at cost of acquisition including inward freight, duties and taxes and incidental and direct expenses related to acquisition, installation and commissioning.

3.2 The institute adopted Straight Line Method for writing off Depreciation as required in the revised format. The revised rate of Depreciation now prescribed is adopted as per MHRD letter no 29-4/2012-IFD dated 17th April 2015.



3.3 Depreciation is provided for the whole year on additions during the year.

3.4 Where an asset is fully depreciated, it will be carried at a residual value of Rs.1 in the Balance Sheet and will not be further depreciated. Thereafter, depreciation is calculated on the additions of each year separately at the rate of depreciation applicable for the asset head.

3.5 Assets created out of Earmarked Funds and funds of Sponsored Projects, where the existence of such assets vests in the Institution, are Setup by credit to respective Project Fund. Assets created out of Sponsored Project funds, where the ownership is retained by the sponsors but held and used by the institution are separately disclosed in the Notes on Accounts.

3.6 Assets, the individual value of each of which is Rs.2000/- or less (except Library Books) are treated as Small Value Assets, 100% depreciation is provided in respect of such assets at the time of their acquisition. However physical accounting and control continued by the holders of such assets.

4. INTANGIBLE ASSETS

4.1 E-Books/Journals and Computers Software are grouped under Intangible Assets.

4.2 Electronic Books/Journals (E- Books/Journals) are separated from library Books in view of the limited benefit that could be derived from the on line access provided. E-journals are not in a tangible form, but temporarily capitalized and in view of the magnitude of expenditure and the benefit derived terms of perpetual knowledge acquired by the Academic and Research Staff; Depreciation is provided in respect of E- journals at a higher rate of 40% as a higher rate of 40% as against depreciation of 10% provided in respect of Library Books.



4.3 Expenditure on acquisition of software has been separated from computers and peripherals, as apart from being intangible assets, the rate of obsolescence in respect of these is very high. Depreciation is provided in respect of software at a higher rate of 40 % as against depreciation of 20 % provided in respect of Computers & Peripherals.

5. RETIREMENT BENEFITS

5.1 Employee benefits under define contribution plans comprising new pension scheme (NPS) are recognized and charged to revenue on the basis of actual liabilities.

5.2 Provision for liability towards accumulated leave salary & pension contribution of employees as on 31st March 2018 has been done on accrual basis.

6. INVESTMENTS

Institute has invested the temporary surplus funds as per the directives and guidelines of Govt. of India, MHRD on the subject. Investments are stated at cost. However, any interest accrued in their value as on the date of the Balance Sheet is provided for.

7. DESIGNATED/EARMARKED/ENDOWMENT FUNDS

7.1 This Fund is created from designated fees received from the Students for the exclusive purpose of student specific activities.

7.2 The Fees received from Students as "Alumni Fees" are also accounted as "Alumni Fund" and shown under Earmarked Fund.



7.3 Funds received from the scheme of Direct Admission of Students Abroad- DASA (SAARC/NON-SAARC countries) from MHRD are classified as Earmarked Fund in view the conditions attached for expenditure therefrom.

7.4 R&D Project is shown under Earmarked Fund under **Schedule 2A** on the Sources of Funds of the Balance Sheet and **Schedule 4A & 7A** on the Application of Funds of the Balance Sheet.

8. CORPUS FUND

This fund is in the nature of Endowment Fund created out of IRG and other designated and set aside funds. During the current year amount of Rs.7.50 Crore is set aside from surplus and transferred to Corpus Fund. No part of Grant-in-aid is included in the Surplus.

9. PLAN GRANTS

Grant-in-aid is sanctioned as grant for acquisition of capital assets, general activity and for salary. It is further divided into grant for SC & ST promotions. Therefore the Grant is accounted for the classification in which the same is sanctioned. The expenditure from these Grants is appropriated in proportion to the ratio of number of SC and ST students to the aggregate number of students. Thus Salary and General Grant is appropriated and depicted as Income in the Income and Expenditure account and charged off from Grant Account. Similarly, expenditure on account of acquisition of assets is charged off in Grant Account in the same proportion (SC/ST students: Aggregate number of Students) and transferred to Capital Account. The remaining amount either Surplus or Deficiency is indicated as Current Liability in the Balance Sheet as per MHRD guidelines.



10. INCOME TAX

The income of the Institution is exempt from Income Tax under Section 10 (23c) of the Income Tax Act. No provision for Income Tax is therefore made in the accounts.


REGISTRAR
(COL. SUKHPAL SINGH)

PLACE: SRINAGAR GARHWAL
DATED: JUNE 07, 2018




DIRECTOR
(PROF. SHYAM LAL SONI)

SCHEDULE : 24

CONTINGENT LIABILITIES AND NOTES TO ACCOUNTS

1. CONTINGENT LIABILITIES

As on 31st March 2018 there is no Contingent Liabilities pending on account of Court Cases and other circumstances.

2. FIXED ASSETS

2.1 The Fixed Assets are procured from Plan Grant and also procured from Council of Student Activities(CSA) Fund. Significantly, Assets of the nature of Equipments/Instruments procured from R&D Funds remain the property of the Grantor and until and unless the Grantor approves is not taken on charge of the Institute. Such Assets are retained in the Departments to be utilized for research activities.

2.2 As per C&AG-SAR para 4 (iv) (a) of the FY 2016-17, an amount of Rs. 5 Crore has been transferred from Capital Work in Progress to Advance to NBCC Ltd.

3. CURRENT DEPOSITS & LIABILITIES

The amount of Rs. 10,39,675/- is shown as Current Deposits and Liabilities which is received against Security Deposits, Earnest Money and Performance guarantee accepted from Vendors. Unspent amount of Grant-in-aid is shown under Current Liabilities. These amount does not includes IRG.



4. Expenditure in Foreign Currency during the year is NIL.

5. CURRENT ASSETS, ADVANCES AND DEPOSITS

These Current Assets, Advances and Deposits have a value on realization in the ordinary course equal at least to the aggregate amount shown in the Balance Sheet.

6. R&D AND PROJECT ACCOUNTS

Separate schedules for Earmarked funds and Current Assets, Fixed Assets have been made for R&D Projects and Consolidated with the Institute's Annual Financial Statement.


REGISTRAR
(COL. SUKHPAL SINGH)

PLACE: SRINAGAR GARHWAL
DATED: JUNE 07, 2018





DIRECTOR
(PROF. SHYAM LAL SONI)